



# The Eurosilicone® Product Range



EUROSILICONE®



Giving you choice for every kind of woman.

GC Aesthetics is a leading manufacturer of silicone implants under the brands **Eurosilicone®** and **Nagor®**, which have over three decades of experience in the medical devices industry. We work in partnership with the medical community to continually develop high quality products and services that meet both surgeons' and patients' needs.

As global experts in aesthetics, GC Aesthetics not only provides over 1100 products across our brands **Eurosilicone®** and **Nagor®**; but also delivers products to help women make informed choices. Our range and expertise also extends to **Enhance™**, a pre-surgery boost kit; and **Silgel™**, a collection of gel therapies.

## EUROSILICONE®

Eurosilicone® is a leading manufacturer within the global plastic surgery community. We are an innovative developer and manufacturer of a complete range of quality surgical implants and tissue expanders.

Eurosilicone® products are manufactured in state-of-the-art facilities in Apt, France and in full compliance with EN ISO 9001 and EN ISO 13485 requirements. Eurosilicone® products are CE certified according to the Medical Device Directive 93/42/EEC.

The exact dimensions of the products may vary slightly from the dimensions indicated in the catalogue and product label.



# Contents

<b>Breast Aesthetics</b>	<b>4</b>
The Matrix™	8
Round Collection™	18
<b>Body Aesthetics</b>	<b>36</b>
Gluteus Implants	38
Testicular Implants	40
Calf Implants	41
Nasal & Malar Implants	42
Chin Implants	43
<b>Integrated-Valve Tissue Expanders</b>	<b>44</b>
<b>Remote-Valve Tissue Expanders</b>	<b>48</b>
Round Design	51
Rectangular Design	52
Cylindrical Design	53
Croissant Design	54
<b>Custom Made</b>	<b>55</b>
Silgel™	56



# Breast Aesthetics

by EUROSILICONE®



# Introduction to Breast Aesthetics

## Shapes:

- Round: The Round Collection™
- Anatomical: The Matrix™


## Paragel™:

Eurosilicone's cohesive silicone gels are colour coded to show different levels of firmness.

- Soft Cohesive Gel
- Natural Cohesive Gel

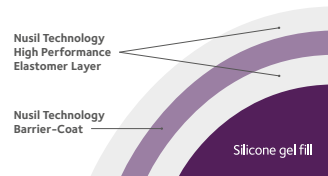
## Shell surface:

- Smooth
- Cristalline™ Microtextured
- Cristalline™ Textured



## Cristalline™:

Eurosilicone's latest texturing technology is intended to favour tissue adherence and reduce the incidence of capsular contracture.



## ParagelGard™ 360°:

Eurosilicone's 360° barrier layer technology minimising gel diffusion.


## Premium Patient Warranty:

Lifetime product replacement warranty, for details view our brochure.

## Instructions for use:

We encourage surgeons to refer to the package insert supplied with every Eurosilicone® product for instructions for use, indications and contraindications.


## Round collection™



### Natural Cohesive Design

4 projections with 73 variations  
Cristalline™ Microtextured shell


- Natural Cohesive Gel



### Soft Cohesive Design Textured shell

4 projections with 80 variations  
Cristalline™ Microtextured shell

- Soft Cohesive Gel




### Soft Cohesive Design Smooth Shell

4 projections with 80 variations  
Smooth shell

- Soft Cohesive Gel

## The Matrix™



### The Matrix™

9 different profiles with 102 variations  
Cristalline™ Textured shell

- Natural Cohesive Gel

# The Matrix™

by EUROSILICONE®

- ✓ 9 different cells with 102 different variations and sizes of anatomical shaped breast implants.
- ✓ A unique preoperative planning system for greater precision and custom fitting.
- ✓ Variable heights: Low, moderate and full – which is determined by the patient's measurements of the distance between the existing SN-N (Sternal Notch – Nipple).
- ✓ Variable projections: Low, Moderate and High – which meets the patient's desire for small, moderate or large projection.
- ✓ Natural Cohesive Gel: Paragel™ form stable high cohesive silicone gel-fill material – provides controlled gel distribution.
- ✓ Cristaline™ Textured: Eurosilicone's latest texturing technology is intended to favour tissue adherence and reduce the incidence of capsular contracture.
- ✓ ParagelGard™ 360° Barrier Layer: Eurosilicone's barrier layer technology minimising gel diffusion.



# The Matrix™

by EUROSILICONE®



**TM F1** (F) Full Height (1) Low Projection

Product Code	Width (cm)	Height (cm)	Proj. (cm)	Arc Length (cm)	Volume (cc)
TM F1-120	9.5	10.0	3.0	4.6	120
TM F1-140	10.0	10.5	3.2	4.8	140
TM F1-170	10.5	11.0	3.4	5.1	170
TM F1-195	11.0	11.5	3.6	5.4	195
TM F1-225	11.5	12.0	3.8	5.6	225
TM F1-250	12.0	12.5	4.0	5.9	250
TM F1-290	12.5	13.0	4.2	6.2	290
TM F1-320	13.0	13.5	4.4	6.4	320
TM F1-370	13.5	14.0	4.6	6.7	370
TM F1-420	14.0	14.5	4.8	7.0	420

**TM M1** (M) Moderate Height (1) Low Projection

Product Code	Width (cm)	Height (cm)	Proj. (cm)	Arc Length (cm)	Volume (cc)
TM M1-110	9.5	9.0	3.0	4.4	110
TM M1-125	10.0	9.5	3.2	4.6	125
TM M1-145	10.5	10.0	3.4	4.9	145
TM M1-175	11.0	10.5	3.6	5.2	175
TM M1-195	11.5	11.0	3.8	5.4	195
TM M1-225	12.0	11.5	4.0	5.7	225
TM M1-255	12.5	12.0	4.2	6.0	255
TM M1-295	13.0	12.5	4.4	6.2	295
TM M1-330	13.5	13.0	4.6	6.5	330
TM M1-375	14.0	13.5	4.8	6.8	375

**TM L1** (L) Low Height (1) Low Projection

Product Code	Width (cm)	Height (cm)	Proj. (cm)	Arc Length (cm)	Volume (cc)
TM L1-100	9.5	8.0	3.0	4.2	100
TM L1-115	10.0	8.5	3.2	4.4	115
TM L1-130	10.5	9.0	3.4	4.7	130
TM L1-160	11.0	9.5	3.6	5.0	160
TM L1-180	11.5	10.0	3.8	5.2	180
TM L1-210	12.0	10.5	4.0	5.5	210
TM L1-245	12.5	11.0	4.2	5.8	245
TM L1-280	13.0	11.5	4.4	6.1	280
TM L1-320	13.5	12.0	4.6	6.3	320
TM L1-355	14.0	12.5	4.8	6.6	355

**TM F2** (F) Full Height (2) Moderate Projection

Product Code	Width (cm)	Height (cm)	Proj. (cm)	Arc Lg. (cm)	Volume (cc)	Sizer (Inflatable)
TM F2-150	9.5	10.0	3.7	5.2	150	INF-TMF2S 01
TM F2-175	10.0	10.5	3.9	5.4	175	INF-TMF2S 02
TM F2-195	10.5	11.0	4.1	5.7	195	INF-TMF2S 03
TM F2-225	11.0	11.5	4.3	6.0	225	INF-TMF2S 04
TM F2-250	11.5	12.0	4.5	6.2	250	INF-TMF2S 05
TM F2-285	12.0	12.5	4.7	6.5	285	INF-TMF2S 06
TM F2-320	12.5	13.0	4.9	6.8	320	INF-TMF2S 07
TM F2-360	13.0	13.5	5.1	7.1	360	INF-TMF2S 08
TM F2-410	13.5	14.0	5.3	7.3	410	INF-TMF2S 09
TM F2-465	14.0	14.5	5.5	7.6	465	INF-TMF2S 10
TM F2-540	14.5	15.0	5.7	7.9	540	
TM F2-615	15.0	15.5	5.9	8.1	615	
TM F2-670	15.5	16.0	6.1	8.4	670	

**TM M2** (M) Moderate Height (2) Moderate Projection

Product Code	Width (cm)	Height (cm)	Proj. (cm)	Arc Lg. (cm)	Volume (cc)	Sizer (Inflatable)
TM M2-140	9.5	9.0	3.7	5.0	140	INF-TMM2S 01
TM M2-160	10.0	9.5	3.9	5.2	160	INF-TMM2S 02
TM M2-180	10.5	10.0	4.1	5.5	180	INF-TMM2S 03
TM M2-210	11.0	10.5	4.3	5.8	210	INF-TMM2S 04
TM M2-235	11.5	11.0	4.5	6.1	235	INF-TMM2S 05
TM M2-270	12.0	11.5	4.7	6.3	270	INF-TMM2S 06
TM M2-305	12.5	12.0	4.9	6.6	305	INF-TMM2S 07
TM M2-350	13.0	12.5	5.1	6.9	350	INF-TMM2S 08
TM M2-385	13.5	13.0	5.3	7.1	385	INF-TMM2S 09
TM M2-435	14.0	13.5	5.5	7.4	435	INF-TMM2S 10
TM M2-495	14.5	14.0	5.7	7.7	495	
TM M2-560	15.0	14.5	5.9	8.0	560	
TM M2-615	15.5	15.0	6.1	8.2	615	

**TM L2** (L) Low Height (2) Moderate Projection

Product Code	Width (cm)	Height (cm)	Proj. (cm)	Arc Lg. (cm)	Volume (cc)
TM L2-120	9.5	8.0	3.7	4.8	120
TM L2-145	10.0	8.5	3.9	5.1	145
TM L2-175	10.5	9.0	4.1	5.3	175
TM L2-195	11.0	9.5	4.3	5.6	195
TM L2-225	11.5	10.0	4.5	5.9	225
TM L2-260	12.0	10.5	4.7	6.2	260
TM L2-295	12.5	11.0	4.9	6.4	295
TM L2-330	13.0	11.5	5.1	6.7	330
TM L2-375	13.5	12.0	5.3	7.0	375
TM L2-415	14.0	12.5	5.5	7.2	415

**TM F3** (F) Full Height (3) High Projection

Product Code	Width (cm)	Height (cm)	Proj. (cm)	Arc Lg. (cm)	Volume (cc)
TM F3-175	9.5	10.0	4.5	5.9	175
TM F3-205	10.0	10.5	4.7	6.2	205
TM F3-230	10.5	11.0	4.9	6.4	230
TM F3-275	11.0	11.5	5.2	6.8	275
TM F3-305	11.5	12.0	5.4	7.1	305
TM F3-345	12.0	12.5	5.6	7.3	345
TM F3-385	12.5	13.0	5.9	7.7	385
TM F3-430	13.0	13.5	6.2	8.1	430
TM F3-475	13.5	14.0	6.3	8.2	475
TM F3-545	14.0	14.5	6.4	8.4	545
TM F3-610	14.5	15.0	6.6	8.7	610
TM F3-680	15.0	15.5	6.8	9.0	680
TM F3-730	15.5	16.0	7.0	9.2	730

**TM M3** (M) Moderate Height (3) High Projection

Product Code	Width (cm)	Height (cm)	Proj. (cm)	Arc Lg. (cm)	Volume (cc)
TM M3-160	9.5	9.0	4.5	5.7	160
TM M3-190	10.0	9.5	4.7	6.0	190
TM M3-215	10.5	10.0	4.9	6.3	215
TM M3-255	11.0	10.5	5.2	6.6	255
TM M3-290	11.5	11.0	5.4	6.9	290
TM M3-320	12.0	11.5	5.6	7.2	320
TM M3-370	12.5	12.0	5.9	7.5	370
TM M3-410	13.0	12.5	6.2	7.9	410
TM M3-445	13.5	13.0	6.3	8.1	445
TM M3-515	14.0	13.5	6.4	8.3	515
TM M3-575	14.5	14.0	6.6	8.5	575
TM M3-645	15.0	14.5	6.8	8.8	645
TM M3-695	15.5	15.0	7.0	9.1	695

**TM L3** (L) Low Height (3) High Projection


Product Code	Width (cm)	Height (cm)	Proj. (cm)	Arc Lg. (cm)	Volume (cc)
TM L3-145	9.5	8.0	4.5	5.6	145
TM L3-175	10.0	8.5	4.7	5.9	175
TM L3-200	10.5	9.0	4.9	6.1	200
TM L3-240	11.0	9.5	5.2	6.5	240
TM L3-270	11.5	10.0	5.4	6.8	270
TM L3-310	12.0	10.5	5.6	7.0	310
TM L3-360	12.5	11.0	5.9	7.4	360
TM L3-390	13.0	11.5	6.2	7.8	390
TM L3-450	13.5	12.0	6.3	7.9	450
TM L3-495	14.0	12.5	6.4	8.1	495

# The Matrix™

## Anatomical Gel-Filled Sizers

Our new gel-filled sizers are available for the following implant styles: F2, F3, M2, M3.

Indicated for the following:  
To assist with intra-operative volume determination during breast augmentation and reconstruction procedures.





# The Matrix™

## Anatomical Gel-Filled Sizers

- ✓ Sterile, single use gel sizer.
- ✓ Smooth surface with opaque finish for easy temporary insertion.
- ✓ Dimensions correspond with the The Matrix™ Breast Implant range.
- ✓ Clearly marked as “Not for permanent implant”.
- ✓ Orientation markers.

TM F2		(F) Full Height (2) Moderate Projection				
Product Code	Width (cm)	Height (cm)	Proj. (cm)	Arc Lg. (cm)	Volume (cc)	Sizer
TM F2-150	9.5	10.0	3.7	5.2	150	GFS-TMF2 01
TM F2-175	10.0	10.5	3.9	5.4	175	GFS-TMF2 02
TM F2-195	10.5	11.0	4.1	5.7	195	GFS-TMF2 03
TM F2-225	11.0	11.5	4.3	6.0	225	GFS-TMF2 04
TM F2-250	11.5	12.0	4.5	6.2	250	GFS-TMF2 05
TM F2-285	12.0	12.5	4.7	6.5	285	GFS-TMF2 06
TM F2-320	12.5	13.0	4.9	6.8	320	GFS-TMF2 07
TM F2-360	13.0	13.5	5.1	7.1	360	GFS-TMF2 08
TM F2-410	13.5	14.0	5.3	7.3	410	GFS-TMF2 09
TM F2-465	14.0	14.5	5.5	7.6	465	GFS-TMF2 10
TM F2-540	14.5	15.0	5.7	7.9	540	
TM F2-615	15.0	15.5	5.9	8.1	615	
TM F2-670	15.5	16.0	6.1	8.4	670	

TM F3		(F) Full Height (3) High Projection				
Product Code	Width (cm)	Height (cm)	Proj. (cm)	Arc Lg. (cm)	Volume (cc)	Sizer
TM F3-175	9.5	10.0	4.5	5.9	175	GFS-TMF3 01
TM F3-205	10.0	10.5	4.7	6.2	205	GFS-TMF3 02
TM F3-230	10.5	11.0	4.9	6.4	230	GFS-TMF3 03
TM F3-275	11.0	11.5	5.2	6.8	275	GFS-TMF3 04
TM F3-305	11.5	12.0	5.4	7.1	305	GFS-TMF3 05
TM F3-345	12.0	12.5	5.6	7.3	345	GFS-TMF3 06
TM F3-385	12.5	13.0	5.9	7.7	385	GFS-TMF3 07
TM F3-430	13.0	13.5	6.2	8.1	430	GFS-TMF3 08
TM F3-475	13.5	14.0	6.3	8.2	475	GFS-TMF3 09
TM F3-545	14.0	14.5	6.4	8.4	545	GFS-TMF3 10
TM F3-610	14.5	15.0	6.6	8.7	610	
TM F3-680	15.0	15.5	6.8	9.0	680	
TM F3-730	15.5	16.0	7.0	9.2	730	

TM M2		(M) Moderate Height (2) Moderate Projection				
Product Code	Width (cm)	Height (cm)	Proj. (cm)	Arc Lg. (cm)	Volume (cc)	Sizer
TM M2-140	9.5	9.0	3.7	5.0	140	GFS-TMM2 01
TM M2-160	10.0	9.5	3.9	5.2	160	GFS-TMM2 02
TM M2-180	10.5	10.0	4.1	5.5	180	GFS-TMM2 03
TM M2-210	11.0	10.5	4.3	5.8	210	GFS-TMM2 04
TM M2-235	11.5	11.0	4.5	6.1	235	GFS-TMM2 05
TM M2-270	12.0	11.5	4.7	6.3	270	GFS-TMM2 06
TM M2-305	12.5	12.0	4.9	6.6	305	GFS-TMM2 07
TM M2-350	13.0	12.5	5.1	6.9	350	GFS-TMM2 08
TM M2-385	13.5	13.0	5.3	7.1	385	GFS-TMM2 09
TM M2-435	14.0	13.5	5.5	7.4	435	GFS-TMM2 10
TM M2-495	14.5	14.0	5.7	7.7	495	
TM M2-560	15.0	14.5	5.9	8.0	560	
TM M2-615	15.5	15.0	6.1	8.2	615	

TM M3		(M) Moderate Height (3) High Projection				
Product Code	Width (cm)	Height (cm)	Proj. (cm)	Arc Lg. (cm)	Volume (cc)	Sizer
TM M3-160	9.5	9.0	4.5	5.7	160	GFS-TMM3 01
TM M3-190	10.0	9.5	4.7	6.0	190	GFS-TMM3 02
TM M3-215	10.5	10.0	4.9	6.3	215	GFS-TMM3 03
TM M3-255	11.0	10.5	5.2	6.6	255	GFS-TMM3 04
TM M3-290	11.5	11.0	5.4	6.9	290	GFS-TMM3 05
TM M3-320	12.0	11.5	5.6	7.2	320	GFS-TMM3 06
TM M3-370	12.5	12.0	5.9	7.5	370	GFS-TMM3 07
TM M3-410	13.0	12.5	6.2	7.9	410	GFS-TMM3 08
TM M3-445	13.5	13.0	6.3	8.1	445	GFS-TMM3 09
TM M3-515	14.0	13.5	6.4	8.3	515	GFS-TMM3 10
TM M3-575	14.5	14.0	6.6	8.5	575	
TM M3-645	15.0	14.5	6.8	8.8	645	
TM M3-695	15.5	15.0	7.0	9.1	695	

# Round Collection™

by EUROSILICONE®

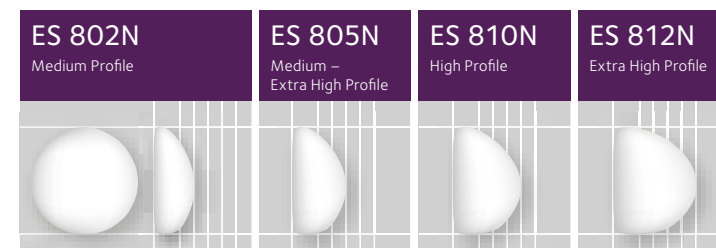
- ✓ 12 different configurations with 233 variations.
- ✓ Variable projections: Low, medium, medium extra-high, high, extra high - which meet the patient desire for low, moderate or large augmentation.
- ✓ Shell surface: Smooth or Cristalline™ Microtextured.
- ✓ Silicone gel Paragel™: Soft Cohesive or Natural Cohesive.
- ✓ ParagelGard™ 360° Barrier Layer: Eurosilicone's barrier layer technology minimising gel diffusion.



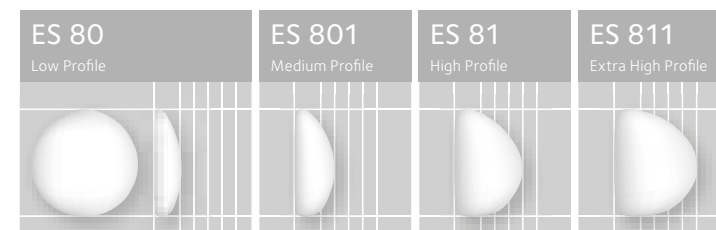
# Round Collection™

by EUROSILICONE®

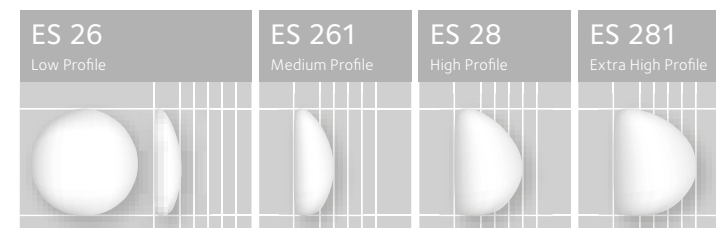
## Natural Cohesive Design Microtextured Shell



## Soft Cohesive Design Microtextured Shell




## Soft Cohesive Design Smooth Shell

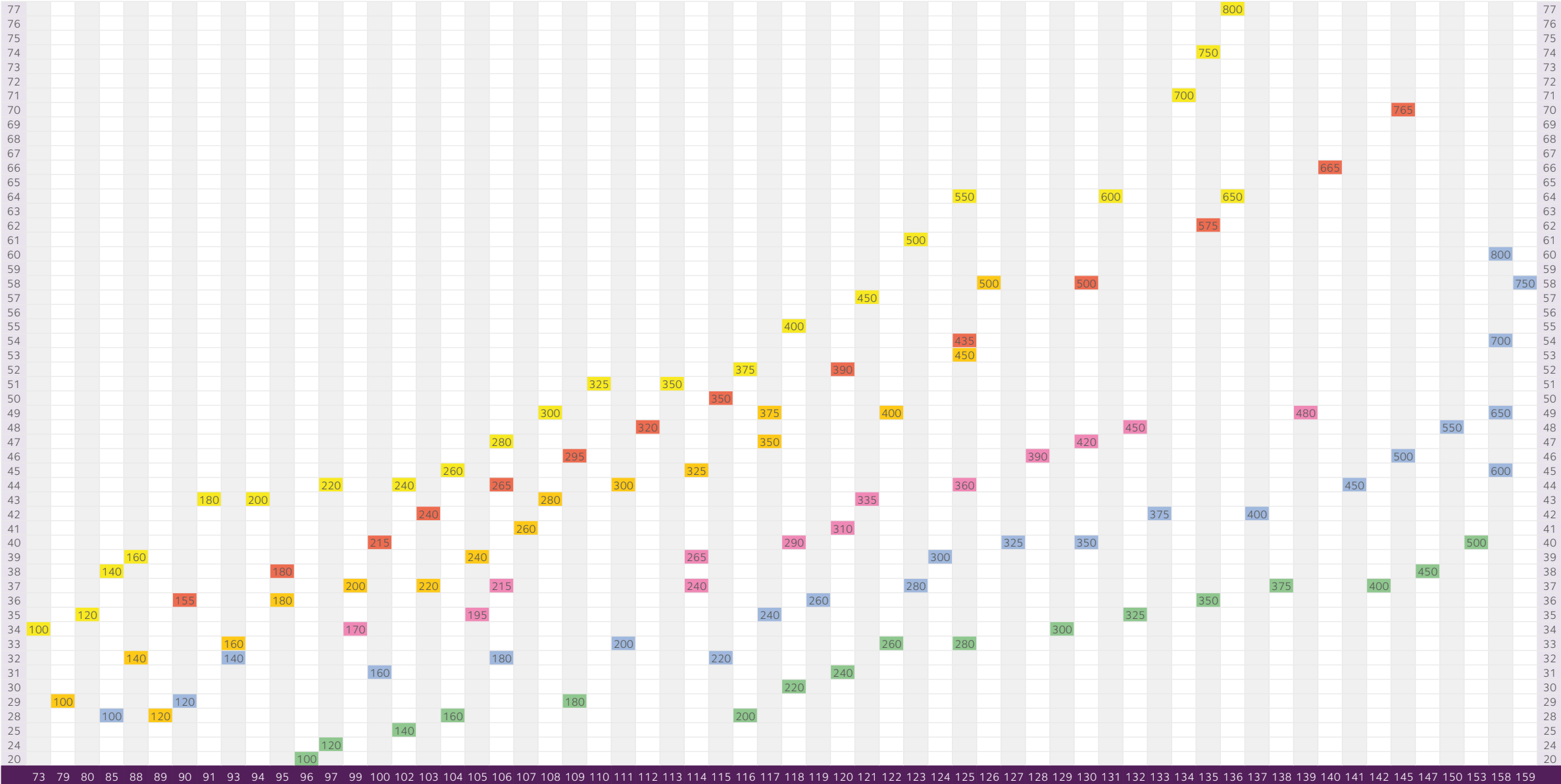


# Dimensions & Volumes

Round Implants Smooth & Microtextured



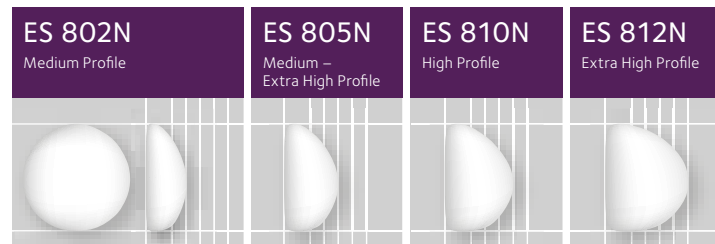
The dimensions are in mm and the volumes in cc.  
The projection in vertical scale and the diameter in horizontal scale.



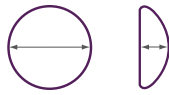
# Round Collection™

## Natural Cohesive Design

### Microtextured Shell

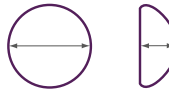


- ✓ 4 different configurations with 73 different variations.
- ✓ Fully filled.
- ✓ Natural Cohesive Gel: Paragel™ high cohesive silicone gel – provides controlled gel distribution.
- ✓ 4 variable projections: Medium, Medium Extra-High, High and Extra High – which meet the patient's desire for moderate or large augmentation.
- ✓ ParagelGard™ 360° Barrier Layer: Eurosilicone's barrier layer technology minimising gel diffusion.
- ✓ Crystalline™ Microtextured: Eurosilicone's latest texturing technology is intended to favour tissue adherence and reduce the incidence of capsular contracture.



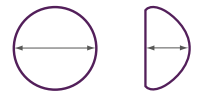
## ES 802N Medium Profile

Product Code	Diameter (cm)	Projection (cm)	Volume (cc)	Sizer (Gel-filled)	Sizer (Inflatable)
802100N	8.5	2.8	100	35R100	30100
802120N	9.0	2.9	120	35R120	30120
802140N	9.3	3.2	140	35R140	30140
802160N	10.0	3.1	160	35R160	30160
802180N	10.6	3.2	180	35R180	30180
802200N	11.1	3.3	200	35R200	30200
802220N	11.5	3.2	220	35R220	30220
802240N	11.7	3.5	240	35R240	30240
802260N	11.9	3.6	260	35R260	30260
802280N	12.3	3.7	280	35R280	30280
802300N	12.4	3.9	300	35R300	30300
802325N	12.7	4.0	325	35R325	30325
802350N	13.0	4.0	350	35R350	30350
802375N	13.3	4.2	375	35R375	30375
802400N	13.7	4.2	400	35R400	30400
802450N	14.1	4.4	450	35R450	30450
802500N	14.5	4.6	500		
802550N	15.0	4.8	550		
802600N	15.8	4.5	600		
802650N	15.8	4.9	650		
802700N	15.8	5.4	700		
802750N	15.9	5.8	750		
802800N	15.8	6.0	800		



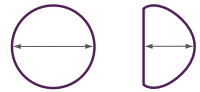
## ES 805N Medium – Extra High Profile

Product Code	Diameter (cm)	Projection (cm)	Volume (cc)
805170N	9.9	3.4	170
805195N	10.5	3.5	195
805215N	10.6	3.7	215
805240N	11.4	3.7	240
805265N	11.4	3.9	265
805290N	11.8	4.0	290
805310N	12.0	4.1	310
805335N	12.1	4.3	335
805360N	12.5	4.4	360
805390N	12.8	4.6	390
805420N	13.0	4.7	420
805450N	13.2	4.8	450
805480N	13.9	4.9	480



## ES 810N High Profile

Product Code	Diameter (cm)	Projection (cm)	Volume (cc)
810155N	9.0	3.6	155
810180N	9.5	3.8	180
810215N	10.0	4.0	215
810240N	10.3	4.2	240
810265N	10.6	4.4	265
810295N	10.9	4.6	295
810320N	11.2	4.8	320
810350N	11.5	5.0	350
810390N	12.0	5.2	390
810435N	12.5	5.4	435
810500N	13.0	5.8	500
810575N	13.5	6.2	575
810665N	14.0	6.6	665
810765N	14.5	7.0	765



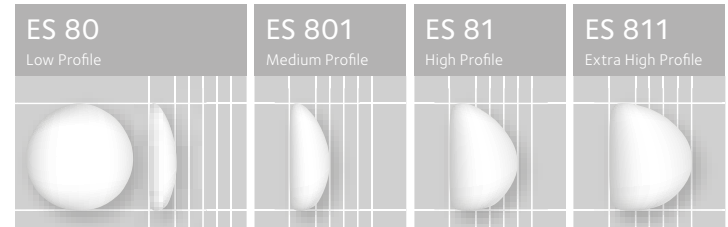
## ES 812N Extra High Profile

Product Code	Diameter (cm)	Projection (cm)	Volume (cc)	Sizer (Gel-filled)	Sizer (Inflatable)
812100N	7.3	3.4	100		33100
812120N	8.0	3.5	120		33120
812140N	8.5	3.8	140		33140
812160N	8.8	3.9	160		
812180N	9.1	4.3	180	GFS-RCEH 01	33180
812200N	9.4	4.3	200	GFS-RCEH 02	33200
812220N	9.7	4.4	220	GFS-RCEH 03	33220
812240N	10.2	4.4	240	GFS-RCEH 04	33240
812260N	10.4	4.5	260	GFS-RCEH 05	33260
812280N	10.6	4.7	280	GFS-RCEH 06	33280
812300N	10.8	4.9	300	GFS-RCEH 07	33300
812325N	11.0	5.1	325	GFS-RCEH 08	33325
812350N	11.3	5.1	350	GFS-RCEH 09	33350
812375N	11.6	5.2	375	GFS-RCEH 10	33375
812400N	11.8	5.5	400	GFS-RCEH 11	33400
812450N	12.1	5.7	450	GFS-RCEH 12	33450
812500N	12.3	6.1	500		
812550N	12.5	6.4	550		
812600N	13.1	6.4	600		
812650N	13.6	6.4	650		
812700N	13.4	7.1	700		
812750N	13.5	7.4	750		
812800N	13.6	7.7	800		

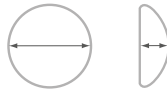
# Round Collection™

## Soft Cohesive Design

## Microtextured Shell

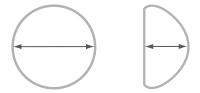


- ✓ 4 different configurations with 80 different variations.
- ✓ Soft Cohesive Gel: Paragel™ cohesive silicone gel – eases manipulation and insertion.
- ✓ 4 variable projections: Low, medium, high and extra high – which meet the patient's desire for low, moderate or large augmentation.
- ✓ ParagelGard™ 360° Barrier Layer: Eurosilicone's barrier layer technology minimising gel diffusion.
- ✓ Cristalline™ Microtextured: Eurosilicone's latest texturing technology is intended to favour tissue adherence and reduce the incidence of capsular contracture.



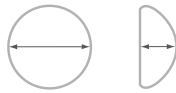
## ES 80 Low Profile | 85% Fill

Product Code	Diameter (cm)	Projection (cm)	Volume (cc)	Sizer (Gel-filled)	Sizer (Inflatable)
80100	9.6	2.0	100	35M100	30100
80120	9.7	2.4	120	35M120	30120
80140	10.2	2.5	140	35M140	30140
80160	10.4	2.8	160	35M160	30160
80180	10.9	2.9	180	35M180	30180
80200	11.6	2.8	200	35M200	30200
80220	11.8	3.0	220	35M220	30220
80240	12.0	3.1	240	35M240	30240
80260	12.2	3.3	260	35M260	30260
80280	12.5	3.3	280	35M280	30280
80300	12.9	3.4	300	35M300	30300
80325	13.2	3.5	325	35M325	30325
80350	13.5	3.6	350	35M350	30350
80375	13.8	3.7	375	35M375	30375
80400	14.2	3.7	400	35M400	30400
80450	14.7	3.8	450	35M450	30450
80500	15.3	4.0	500		



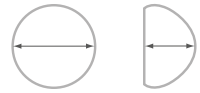
## ES 81 High Profile | 85% Fill

Product Code	Diameter (cm)	Projection (cm)	Volume (cc)	Sizer (Gel-filled)	Sizer (Inflatable)
81100	7.9	2.9	100		33100
81120	8.9	2.8	120		33120
81140	8.8	3.2	140		33140
81160	9.3	3.3	160		
81180	9.5	3.6	180	GFS-RCH 01	33180
81200	9.9	3.7	200	GFS-RCH 02	33200
81220	10.3	3.7	220	GFS-RCH 03	33220
81240	10.5	3.9	240	GFS-RCH 04	33240
81260	10.7	4.1	260	GFS-RCH 05	33260
81280	10.9	4.3	280	GFS-RCH 06	33280
81300	11.1	4.4	300	GFS-RCH 07	33300
81325	11.4	4.5	325	GFS-RCH 08	33325
81350	11.7	4.7	350	GFS-RCH 09	33350
81375	11.7	4.9	375	GFS-RCH 10	33375
81400	12.2	4.9	400	GFS-RCH 11	33400
81450	12.5	5.3	450	GFS-RCH 12	33450
81500	12.6	5.8	500		



## ES 801 Medium Profile | 100% Fill

Product Code	Diameter (cm)	Projection (cm)	Volume (cc)	Sizer (Gel-filled)	Sizer (Inflatable)
801100	8.5	2.8	100	35R100	30100
801120	9.0	2.9	120	35R120	30120
801140	9.3	3.2	140	35R140	30140
801160	10.0	3.1	160	35R160	30160
801180	10.6	3.2	180	35R180	30180
801200	11.1	3.3	200	35R200	30200
801220	11.5	3.2	220	35R220	30220
801240	11.7	3.5	240	35R240	30240
801260	11.9	3.6	260	35R260	30260
801280	12.3	3.7	280	35R280	30280
801300	12.4	3.9	300	35R300	30300
801325	12.7	4.0	325	35R325	30325
801350	13.0	4.0	350	35R350	30350
801375	13.3	4.2	375	35R375	30375
801400	13.7	4.2	400	35R400	30400
801450	14.1	4.4	450	35R450	30450
801500	14.5	4.6	500		
801550	15.0	4.8	550		
801600	15.8	4.5	600		
801650	15.8	4.9	650		
801700	15.8	5.4	700		
801750	15.9	5.8	750		
801800	15.8	6.0	800		



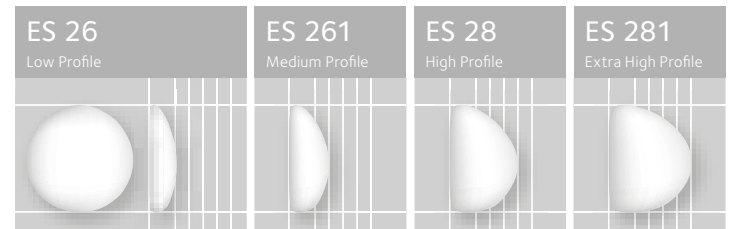
## ES 811 Extra High Profile | 100% Fill

Product Code	Diameter (cm)	Projection (cm)	Volume (cc)	Sizer (Gel-filled)	Sizer (Inflatable)
811100	7.3	3.4	100		33100
811120	8.0	3.5	120		33120
811140	8.5	3.8	140		33140
811160	8.8	3.9	160		
811180	9.1	4.3	180	GFS-RCEH 01	33180
811200	9.4	4.3	200	GFS-RCEH 02	33200
811220	9.7	4.4	220	GFS-RCEH 03	33220
811240	10.2	4.4	240	GFS-RCEH 04	33240
811260	10.4	4.5	260	GFS-RCEH 05	33260
811280	10.6	4.7	280	GFS-RCEH 06	33280
811300	10.8	4.9	300	GFS-RCEH 07	33300
811325	11.0	5.1	325	GFS-RCEH 08	33325
811350	11.3	5.1	350	GFS-RCEH 09	33350
811375	11.6	5.2	375	GFS-RCEH 10	33375
811400	11.8	5.5	400	GFS-RCEH 11	33400
811450	12.1	5.7	450	GFS-RCEH 12	33450
811500	12.3	6.1	500		
811550	12.5	6.4	550		
811600	13.1	6.4	600		
811650	13.6	6.4	650		
811700	13.4	7.1	700		
811750	13.5	7.4	750		
811800	13.6	7.7	800		


# Round Collection™

## Soft Cohesive Design

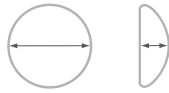
### Smooth Shell



- ✓ 4 different configurations with 80 different variations.
- ✓ Soft Cohesive Gel: Paragel™ cohesive silicone gel – eases manipulation and insertion.
- ✓ 4 variable projections: Low, medium, high and extra high – which meet the patient's desire for low, moderate or large augmentation.
- ✓ ParagelGard™ 360° Barrier Layer: Eurosilicone's barrier layer technology minimising gel diffusion.
- ✓ Smooth shell surface.

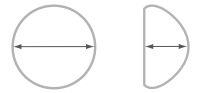






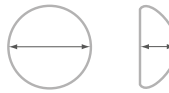
## ES 26 Low Profile | 85% Fill

Product Code	Diameter (cm)	Projection (cm)	Volume (cc)	Sizer (Gel-filled)	Sizer (Inflatable)
26100	9.6	2.0	100	35M100	30100
26120	9.7	2.4	120	35M120	30120
26140	10.2	2.5	140	35M140	30140
26160	10.4	2.8	160	35M160	30160
26180	10.9	2.9	180	35M180	30180
26200	11.6	2.8	200	35M200	30200
26220	11.8	3.0	220	35M220	30220
26240	12.0	3.1	240	35M240	30240
26260	12.2	3.3	260	35M260	30260
26280	12.5	3.3	280	35M280	30280
26300	12.9	3.4	300	35M300	30300
26325	13.2	3.5	325	35M325	30325
26350	13.5	3.6	350	35M350	30350
26375	13.8	3.7	375	35M375	30375
26400	14.2	3.7	400	35M400	30400
26450	14.7	3.8	450	35M450	30450
26500	15.3	4.0	500		



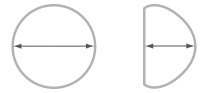
## ES 28 High Profile | 85% Fill

Product Code	Diameter (cm)	Projection (cm)	Volume (cc)	Sizer (Gel-filled)	Sizer (Inflatable)
28100	7.9	2.9	100		33100
28120	8.9	2.8	120		33120
28140	8.8	3.2	140		33140
28160	9.3	3.3	160		
28180	9.5	3.6	180	GFS-RCH 01	33180
28200	9.9	3.7	200	GFS-RCH 02	33200
28220	10.3	3.7	220	GFS-RCH 03	33220
28240	10.5	3.9	240	GFS-RCH 04	33240
28260	10.7	4.1	260	GFS-RCH 05	33260
28280	10.9	4.3	280	GFS-RCH 06	33280
28300	11.1	4.4	300	GFS-RCH 07	33300
28325	11.4	4.5	325	GFS-RCH 08	33325
28350	11.7	4.7	350	GFS-RCH 09	33350
28375	11.7	4.9	375	GFS-RCH 10	33375
28400	12.2	4.9	400	GFS-RCH 11	33400
28450	12.5	5.3	450	GFS-RCH 12	33450
28500	12.6	5.8	500		



## ES 261 Medium Profile | 100% Fill

Product Code	Diameter (cm)	Projection (cm)	Volume (cc)	Sizer (Gel-filled)	Sizer (Inflatable)
261100	8.5	2.8	100	35R100	30100
261120	9.0	2.9	120	35R120	30120
261140	9.3	3.2	140	35R140	30140
261160	10.0	3.1	160	35R160	30160
261180	10.6	3.2	180	35R180	30180
261200	11.1	3.3	200	35R200	30200
261220	11.5	3.2	220	35R220	30220
261240	11.7	3.5	240	35R240	30240
261260	11.9	3.6	260	35R260	30260
261280	12.3	3.7	280	35R280	30280
261300	12.4	3.9	300	35R300	30300
261325	12.7	4.0	325	35R325	30325
261350	13.0	4.0	350	35R350	30350
261375	13.3	4.2	375	35R375	30375
261400	13.7	4.2	400	35R400	30400
261450	14.1	4.4	450	35R450	30450
261500	14.5	4.6	500		
261550	15.0	4.8	550		
261600	15.8	4.5	600		
261650	15.8	4.9	650		
261700	15.8	5.4	700		
261750	15.9	5.8	750		
261800	15.8	6.0	800		



## ES 281 Extra High Profile | 100% Fill

Product Code	Diameter (cm)	Projection (cm)	Volume (cc)	Sizer (Gel-filled)	Sizer (Inflatable)
281100	7.3	3.4	100		33100
281120	8.0	3.5	120		33120
281140	8.5	3.8	140		33140
281160	8.8	3.9	160		
281180	9.1	4.3	180	GFS-RCEH 01	33180
281200	9.4	4.3	200	GFS-RCEH 02	33200
281220	9.7	4.4	220	GFS-RCEH 03	33220
281240	10.2	4.4	240	GFS-RCEH 04	33240
281260	10.4	4.5	260	GFS-RCEH 05	33260
281280	10.6	4.7	280	GFS-RCEH 06	33280
281300	10.8	4.9	300	GFS-RCEH 07	33300
281325	11.0	5.1	325	GFS-RCEH 08	33325
281350	11.3	5.1	350	GFS-RCEH 09	33350
281375	11.6	5.2	375	GFS-RCEH 10	33375
281400	11.8	5.5	400	GFS-RCEH 11	33400
281450	12.1	5.7	450	GFS-RCEH 12	33450
281500	12.3	6.1	500		
281550	12.5	6.4	550		
281600	13.1	6.4	600		
281650	13.6	6.4	650		
281700	13.4	7.1	700		
281750	13.5	7.4	750		
281800	13.6	7.7	800		

# Body Aesthetics

by EUROSILICONE®

Gluteus Implants

Testicular Implants

Calf Implants

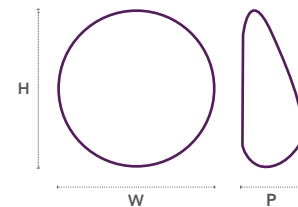
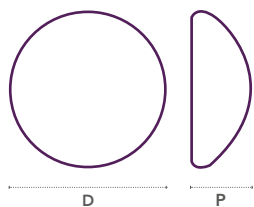
Nasal & Malar Implants

Chin Implants



# Gluteus Implants

- ✓ 2 different configurations with 17 different variations.
- ✓ Round or anatomical shape.
- ✓ High Cohesive Gel.
- ✓ Smooth shell surface.

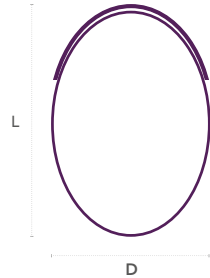


ES 62		Smooth Surface	
Product Code	Diameter (cm)	Projection (cm)	Volume (cc)
62140	8.4	4.1	140
62180	9.1	4.3	180
62200	9.4	4.4	200
62220	9.7	4.5	220
62240	10.3	4.7	240
62260	10.4	4.7	260
62280	10.6	4.9	280
62300	10.8	5.0	300

ES 60		Smooth Surface		
Product Code	Height (cm)	Width (cm)	Proj. (cm)	Volume (cc)
60150	13.1	9.6	2.3	150
60210	14.6	10.7	2.6	210
60230	12.0	11.2	3.5	230
60275	12.4	11.4	3.8	275
60300	13.9	10.9	3.6	300
60325	14.7	11.3	3.7	325
60375	14.7	11.7	4.1	375
60425	15.0	12.4	4.5	425
60480	15.5	13.2	4.8	480

# Testicular Implants

- ✓ 5 different variations.
- ✓ Oval shape.
- ✓ High Cohesive Gel.
- ✓ Smooth shell surface.
- ✓ Fixation tab eases suturing to surrounding tissues.



## ES 520 Smooth Surface

Product Code	Diameter (cm)	Length (cm)	Volume (cc)
52006	2.2	2.8	6
52012	2.8	3.3	12
52018	3.0	4.2	18
52022	3.3	4.7	22
52026	3.3	5.2	26

# Calf Implants

- ✓ 2 configurations with 11 variations.
- ✓ Symmetric or asymmetric shape.
- ✓ High Cohesive Gel.
- ✓ Smooth shell surface.
- ✓ Dacron disc on the back facilitates implant insertion.



## ES 54 Symmetric Shape

Product Code	Length (cm)	Width (cm)	Proj. (cm)	Volume (cc)
54060	16.8	3.3	2.0	60
54090	17.0	3.7	2.8	90
54110	17.7	5.8	2.1	110
54120	18.9	5.2	2.6	120
54160	19.5	6.9	2.3	160
54180	19.0	5.9	3.1	180
54220	18.7	7.1	3.2	220

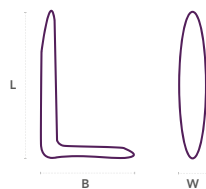


## ES 54 Asymmetric Shape

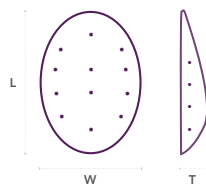
Product Code	Length (cm)	Width (cm)	Proj. (cm)	Volume (cc)
54135	22.0	4.9	2.3	135
54140	18.6	5.3	2.6	140
54150	13.9	6.4	2.9	150
54165	23.9	5.6	2.3	165

# Nasal & Malar Implants

- ✓ 2 configurations with 4 variations each.
- ✓ Nasal or Malar shape.
- ✓ Medical-Quality silicone elastomer.
- ✓ Fixation holes to ease suturing to surrounding tissue.
- ✓ Smooth surface.



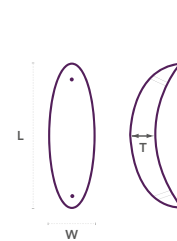
ES 55		Nasal Implants	
Product Code	Length (cm)	Width (cm)	Base (cm)
55001	5.1	0.8	2.5
55002	5.3	0.8	2.8
55003	5.4	0.8	3.3
55004	5.9	0.9	3.5



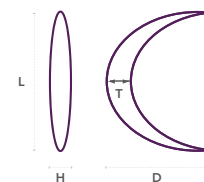
ES 33		Malar Implants	
Product Code	Length (cm)	Width (cm)	Thickness (cm)
33001	2.4	1.7	0.3
33002	3.0	2.1	0.4
33003	3.4	2.3	0.4
33004	3.8	2.4	0.5

# Chin Implants

- ✓ 2 configurations with 7 variations.
- ✓ Medical-Quality silicone elastomer.
- ✓ Smooth surface.



ES 32 / 34 / 36 / 38		Chin Implants	
Product Code	Length (cm)	Width (cm)	Thickness (cm)
32000	3.4	1.3	0.9
34000	3.9	1.3	0.9
36000	4.2	1.5	0.9
38000	4.5	1.3	0.7



ES 325		Chin Implants		
Product Code	Length (cm)	Depth (cm)	Height (cm)	Thickness (cm)
32501	6.2	3.0	0.6	0.6
32502	6.5	3.4	0.8	0.8
32503	7.0	3.8	0.9	0.8

# Integrated-Valve Tissue Expanders

- ✓ Large integrated magnetic injection port with self sealing technology and needle stop.
- ✓ Reinforced base layer to insure unidirectional expansion.
- ✓ Unique device identification.
- ✓ Unique, re-usable and ergonomically shaped external location device enabling efficient valve detection.
- ✓ Complements The Matrix™ by Eurosilicone® range of implants.
- ✓ Unique set of footprint templates to assist surgical planning and expander selection.



# Integrated-Valve Tissue Expanders

- ✓ 3 different configurations with 16 different variations.
- ✓ Anatomical shape, textured.
- ✓ Re-usable External Locating Device.
- ✓ Integrated injection site with self-sealing technology which helps to facilitate the transfer of saline solution from the needle to the product.

All device dimensions correspond to the suggested volume.

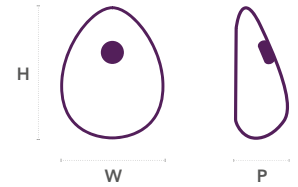
Eurosilicone® Integrated-Valve Tissue Expanders must be filled with a sterile isotonic solution only.

A 21 gauge standard bevel hypodermic needle must be used in order to inflate the device through the injection site.

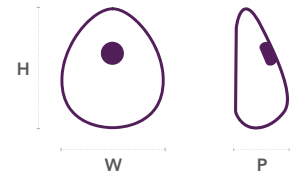


## External Location Device

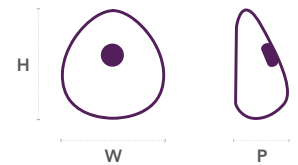
Can be ordered separately  
Product code: ELD



TE-F3 (F) Full Height (3) High Projection				
Product Code	Width (cm)	Height (cm)	Proj. (cm)	Volume (cc)
TE-F3 300	11.0	11.5	5.2	300
TE-F3 400	12.0	12.5	5.6	400
TE-F3 500	13.0	13.5	6.2	500
TE-F3 600	14.0	14.5	6.4	600
TE-F3 700	15.0	15.5	6.8	700
TE-F3 800	15.5	16.0	7.0	800



TE-M3 (M) Moderate Height (3) High Projection				
Product Code	Width (cm)	Height (cm)	Proj. (cm)	Volume (cc)
TE-M3 200	10.0	9.5	4.7	200
TE-M3 300	11.0	10.5	5.2	300
TE-M3 400	12.0	11.5	5.6	400
TE-M3 500	13.0	12.5	6.2	500
TE-M3 600	14.0	13.5	6.4	600
TE-M3 700	15.0	14.5	6.8	700



TE-L3 (L) Low Height (3) High Projection				
Product Code	Width (cm)	Height (cm)	Proj. (cm)	Volume (cc)
TE-L3 200	10.0	8.5	4.7	200
TE-L3 300	11.5	10.0	5.4	300
TE-L3 400	12.5	11.0	5.9	400
TE-L3 500	13.5	12.0	6.3	500



# Remote-Valve Tissue Expanders

by EUROSILICONE®

Round Design

Rectangular Design

Cylindrical Design

Croissant Design





# Remote-Valve Tissue Expanders

Available in 5 different configurations:

- ✓ Round shape, smooth.
- ✓ Rectangular shape, smooth.
- ✓ Cylindrical curved and straight shape, smooth.
- ✓ Croissant shape, smooth.

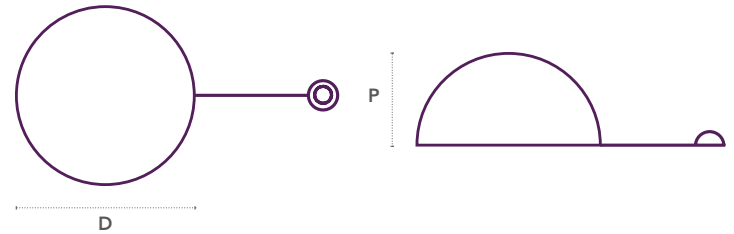
All device dimensions correspond to the suggested fill volume.

Eurosilicone® Remote-Valve Tissue Expanders must be filled with a sterile isotonic solution only.

A fill tube is connected to every tissue expander to allow inflation of the device through an injection port.

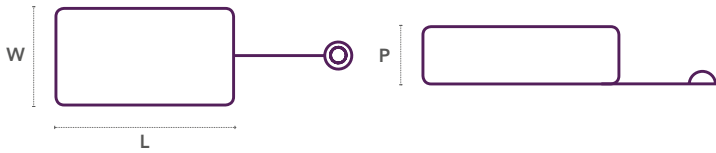
All Eurosilicone® Remote-Valve Tissue Expanders with a recommended fill volume of more than 150cc are provided with a 28mm injection port, smaller volume devices are provided with a 20mm injection port.

## Round Design



ES 12				Round
Product Code	Dia. (cm)	Proj. (cm)	Valve (cm)	Volume (cc)
12010	3.1	2.1	2.0	10
12120	7.1	4.8	2.0	120
12150	9.5	4.0	2.0	150
12200	7.9	5.1	2.8	200
12250	9.0	5.7	2.8	250
12300	10.0	6.3	2.8	300
12375	13.0	5.0	2.8	375
12400	11.0	6.0	2.8	400
12500	12.8	6.3	2.8	500
12600	13.8	6.7	2.8	600
12700	14.8	7.5	2.8	700
12800	15.7	6.7	2.8	800
12900	16.6	6.5	2.8	900
121100	17.4	8.2	2.8	1100

## Rectangular Design



### ES 14 Rectangular

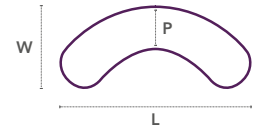
Product Code	Length (cm)	Width (cm)	Proj. (cm)	Valve (cm)	Volume (cc)
14016	4.0	2.1	2.1	2.0	16
14035	4.0	2.6	3.6	2.0	35
14050	5.0	3.0	3.6	2.0	50
14100	4.9	3.9	5.1	2.0	100
14150	5.8	4.8	5.0	2.0	150
14200	8.5	5.0	4.9	2.8	200
14300	10.0	6.0	6.3	2.8	300
14400	10.8	5.8	5.9	2.8	400
14520	11.7	7.8	5.4	2.8	520
14650	11.7	9.0	5.8	2.8	650
14720	14.5	7.8	5.8	2.8	720
14750	13.5	8.7	5.9	2.8	750
14800	15.5	8.2	5.8	2.8	800
14950	17.5	8.8	5.5	2.8	950

## Cylindrical Design



### ES 16 Cylindrical Straight

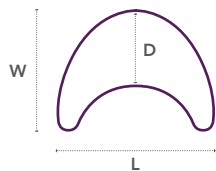
Product Code	Length (cm)	Width (cm)	Proj. (cm)	Valve (cm)	Volume (cc)
16060	10.0	3.9	2.7	2.0	60
16100	11.0	3.5	3.5	2.0	100
16150	10.0	5.4	4.0	2.0	150
16200	14.0	4.5	4.5	2.8	200
16250	10.2	7.2	5.4	2.8	250
16300	16.0	5.0	5.0	2.8	300
16400	17.5	6.0	6.0	2.8	400



### ES 16C Cylindrical Curved

Product Code	Length (cm)	Width (cm)	Proj. (cm)	Valve (cm)	Volume (cc)
16C250	14.5	7.7	4.5	2.8	250

## Croissant Design



ES 19					Croissant
Product Code	Length (cm)	Width (cm)	Proj. (cm)	Valve (cm)	Volume (cc)
19060	8.5	6.0	3.9	2.0	60
19100	10.8	8.5	5.5	2.0	100
19125	10.0	7.0	4.8	2.0	125
19250	13.0	10.0	5.7	2.8	250
19500	17.0	12.0	7.8	2.8	500

## Custom Made Silicone Implants

by EUROSILICONE®

A customised service to meet any individual patients requirements is available upon request.

Options include smooth or textured surfaces, gel-filled, posterior ligature loops and tissue expansion devices.

Please contact Customer Service for further information.

[enquiries@eurosilicone.com](mailto:enquiries@eurosilicone.com)

NEW



# Silgel™

Clearly better

The Silgel™ family of products has been developed to extend the concept of gel therapy by utilising high molecular weight Silicone gel (polysiloxane).

Silgel™ and Silgel™ Sheets are easy to apply and help to reduce and soften hypertrophic and keloid scars and associated erythema.

Silgel™			STC
Product Code	Box Quantity	Volume	
STC-SE	20 Tubes	20ml Tube	

Silgel™ Sheet			Square
Product Code	Box Quantity	Dimensions (cm)	
TGS 1010	10 Sheets	10.0 x 10.0	
TGS 2020	2 Sheets	20.0 x 20.0	
TGS 4040	1 Sheet	40.0 x 40.0	

			Rectangular
Product Code	Box Quantity	Dimensions (cm)	
TGS 1005	20 Sheets	10.0 x 5.0	
TGS 1510	5 Sheets	15.0 x 10.0	
TGS 3005	4 Sheets	30.0 x 5.0	
TGS 3010	2 Sheets	30.0 x 10.0	

			Procedure Specific
Product Code	Box Quantity	Dimensions (cm)	
TGS-AB (Abdominal)	1 Sheet	46.0 x 8.5	
TGS-M (Sub Mammary)	2 Sheets	Left and Right	
TGS-C (Circular)	2 Sheets	5.5	



Eurosilicone® S.A.S.  
Z.I de la Peyrolière BP. 68  
84402 APT CEDEX  
FRANCE  
T. +33 (0) 4 90 04 30 30  
F. +33 (0) 4 90 04 60 06  
E. [contact@eurosilicone.com](mailto:contact@eurosilicone.com)

© Copyright 2015 Eurosilicone®  
904056 v07

[www.eurosilicone.com](http://www.eurosilicone.com)